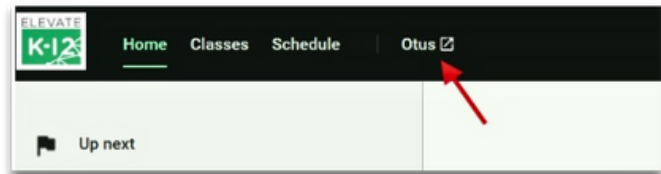


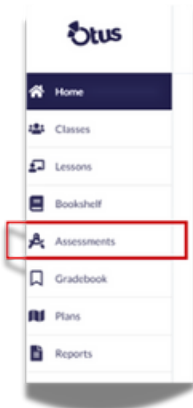
# Supporting Your Elevate K-12 Student:

## Logging In

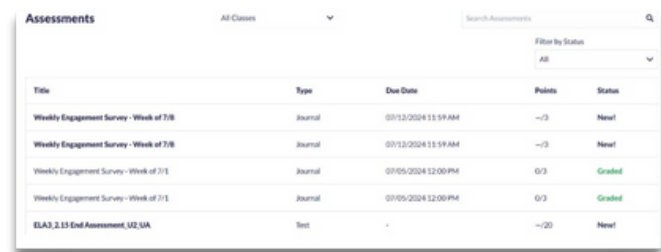
1. Click on Otus from student's LMS or log into Otus directly with student login information at [my.otus.com](https://my.otus.com).



## Assessments



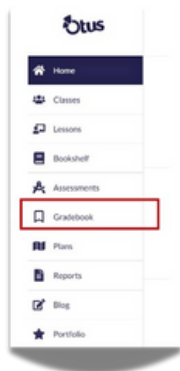
1. Locate Assessments on the lefthand side and select.



| Title                                  | Type    | Due Date           | Points | Status |
|--|---------|--------------------|--------|--------|
| Weekly Engagement Survey - Week of 7/8 | Journal | 07/12/2024 11:59AM | -3     | Need!  |
| Weekly Engagement Survey - Week of 7/8 | Journal | 07/12/2024 11:59AM | -3     | Need!  |
| Weekly Engagement Survey - Week of 7/1 | Journal | 07/05/2024 12:00PM | 0/3    | Graded |
| Weekly Engagement Survey - Week of 7/1 | Journal | 07/05/2024 12:00PM | 0/3    | Graded |
| ELA3_2.15 End Assessment_U2_UA         | Test    | -                  | -20    | Need!  |

2. Once on this page you will see a list of all assignments & assessments assigned with title, due date, points, and status.

## Gradebook



1. Locate Gradebook on the lefthand side and select.



| Assessment Title                               | Score      | Due Date          | Submitted       | Submission | Completion | Comments    |
|--|------------|-------------------|-----------------|------------|------------|-------------|
| Weekly Engagement Survey - Week of 7/8 JOURNAL | No score   | 7/12/2024 11:59AM | No submission   | Excluded   | Need!      | No comments |
| Weekly Engagement Survey - Week of 7/1 JOURNAL | F 0/3 (0%) | 7/5/2024 12:00PM  | 7/5/2024 1:00PM | Excluded   | Graded     | No comments |

2. Select the class you want to look into and you'll see a list of assignments & assessments with the score, date completed, submission status, and comments (if applicable).